

THE HEADER TARGET **(Configurations)**

The configurations drawn below, illustrates some of the configurations that this target is capable of forming the various targets for shots being played in bowls.

Therefore there are other targets that can be formed to your own discretion in which the Header Target in one outlay can provide you up to four various targets in which is similar to the challenges in a game situation. The Header Target is very compact and will fold up to fit into any bowls bag or luggage.

The diagrams below are numbered with suggestions only and can be altered at your own discretion and purposes.

NO. 1

F/H Rest the shot bowl

B/H Split 2 bowls

B/H Trail the jack

No. 2

B/H Rest the shot bowl

F/H Split 2 bowls

F/H Trail the jack

No. 3

F/B Wide Drive Target

F/B Split 2 bowls

No. 4

F/B Small drive target

B/F Split 2 bowls

No. 5

F/B Split the head

F/B Draw the head

No. 6

F/B Trail the jack

No. 7

F/B Trail the jack

F/H Rest the shot bowl

No. 8

F/B Draw to the jack

B/H Rest back bowl

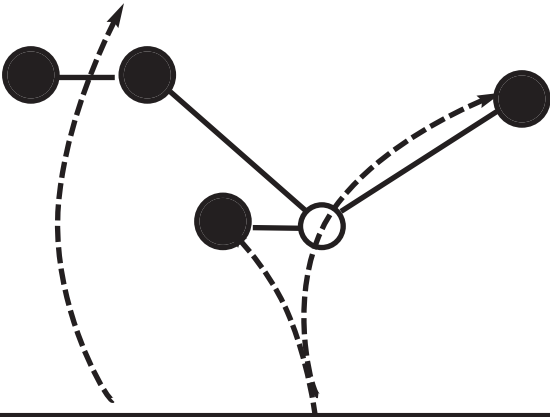
F/H Rest back bowl

B/H Rest front bowl

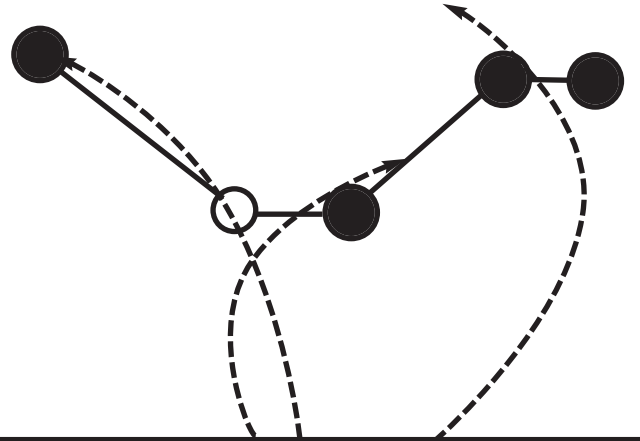
F/H Rest front Bowl

THE HEADER TARGET
Configurations

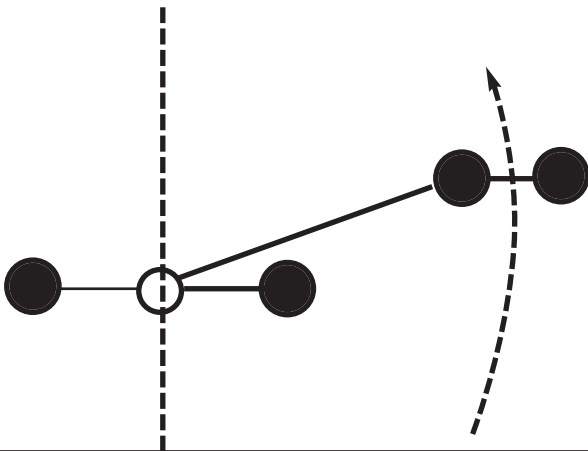
No: 1



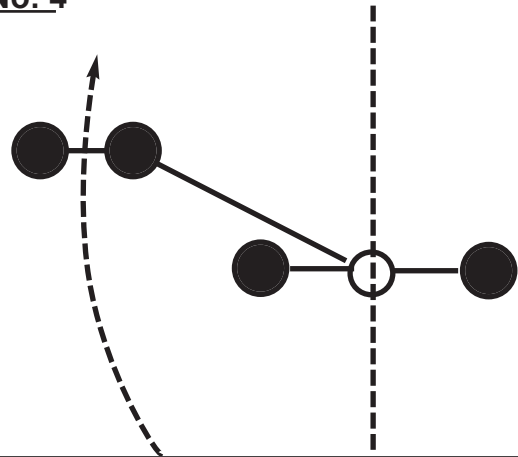
No: 2



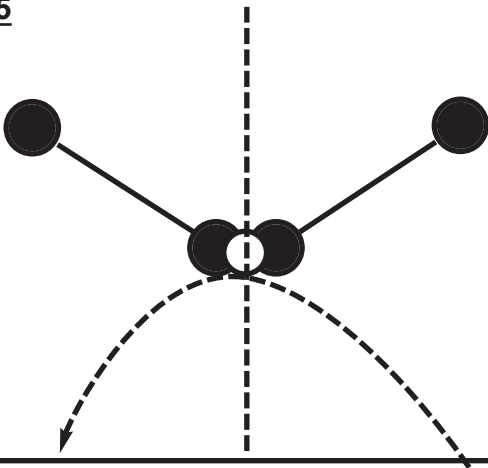
No: 3



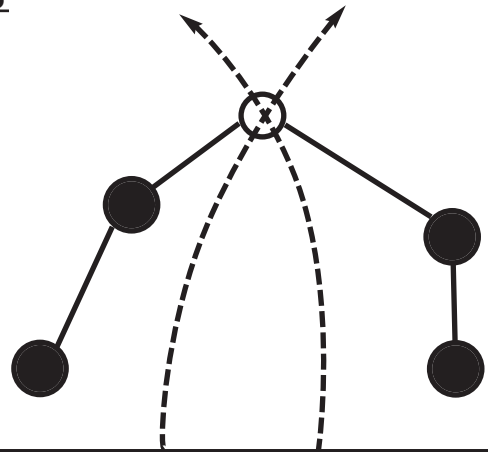
No: 4



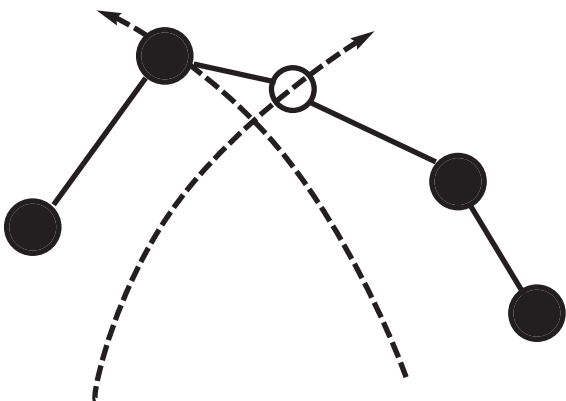
No: 5



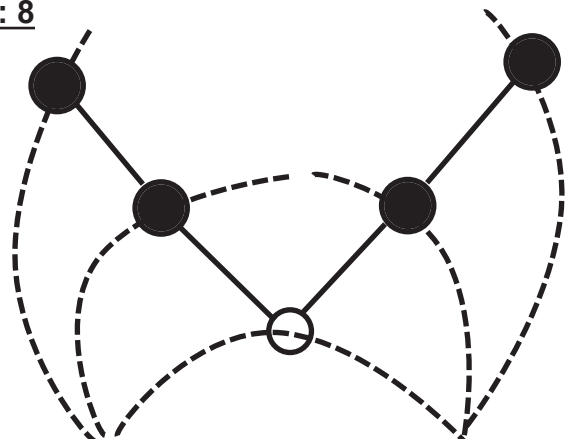
No: 6



No: 7



No: 8



TARGET PATTERNS ARE ALSO ADJUSTABLE TO YOUR DISCRETION
(Backhand & Forehand Optional)