

THE HEADER TARGET

(for Grass Greens)

The Header Target is designed to create shot practice similar to the game itself which provides the opportunity to develop and maintain performance in these particular practice routines. The target consists of one jack and four bowls which slide along and swivel off the grooved arms extended from the base plate of the jack mount. This design provides the angles and settings of the various targets of your choice in which three targets can be set at the one-time which provides instant shots in attack and defense.

The Header Target is very compact and is ideal when travelling and attending various venues which provide you with all the shot practices without any convenience.

In setting the targets it is advisable to partly insert the stabilizing pin of the jack first then repeat the same to the bowl flaps starting from the jack outward then repeat the same procedure when finally forcing the stabilizing pins home.

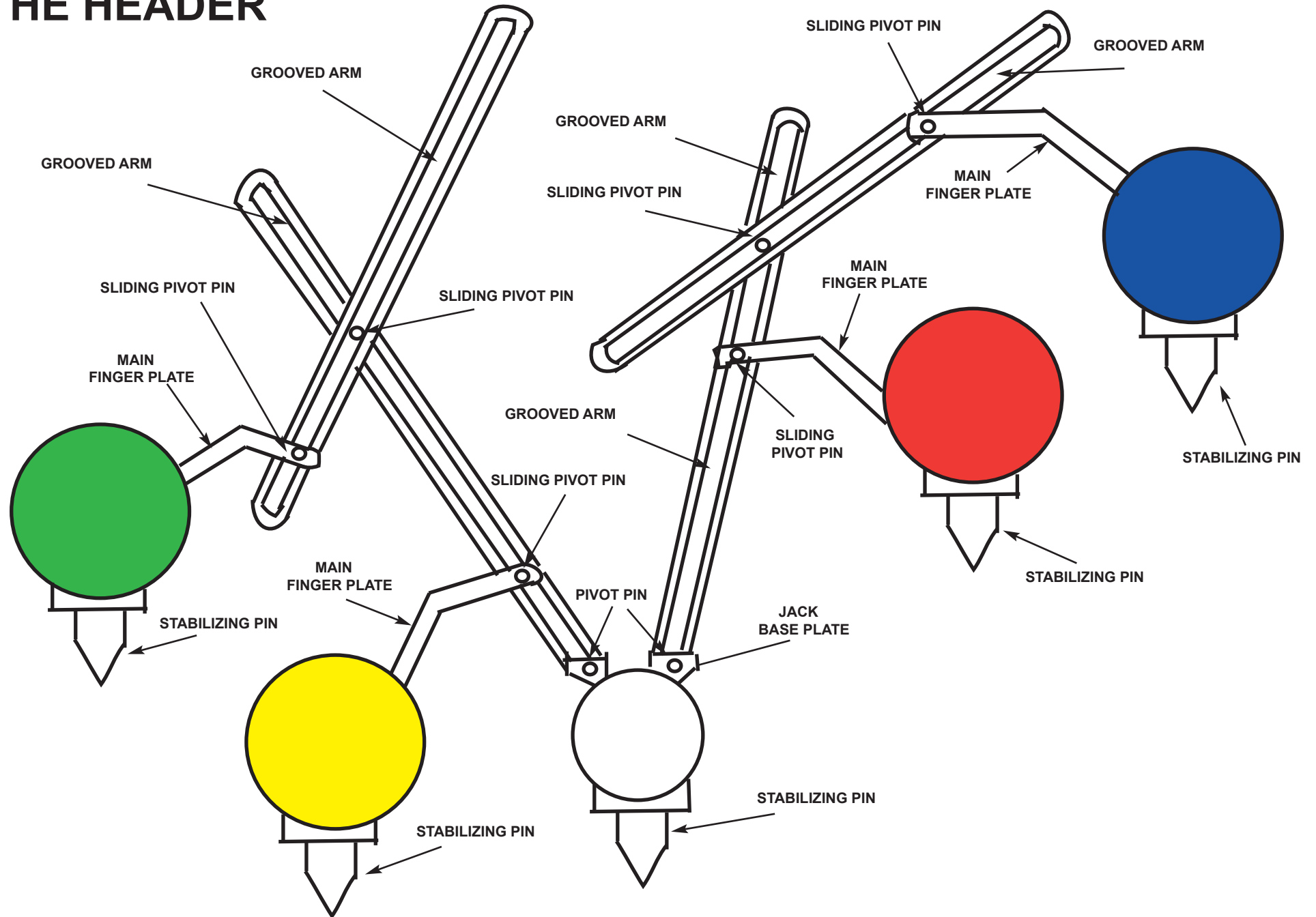
When retrieving the Header Target always slightly raise each target first then lift upwards before removing and observe the area where the target has been placed for any disturbances that may have occurred in which the playing surface can be restored by lightly rubbing your shoe over that area as there are five insertions that may have left impressions.

The assembly of The Header Target has been designed to perfection in allowing a bowl to pass over its structure without any influences from the assembly parts of the targets.

The Header Target provides you with a great variety of shot targets at your own discretion in which there are no flukes when using this type of equipment which will assist you in your accuracy and confidence in your game.



THE HEADER



THE HEADER TARGET (Configurations)

The configurations drawn below, illustrates some of the configurations that this target is capable of forming the various targets for shots being played in bowls.

Therefore there are other targets that can be formed to your own discretion in which the Header Target in one outlay can provide you up to four various targets in which is similar to the challenges in a game situation. The Header Target is very compact and will fold up to fit into any bowls bag or luggage.

The diagrams below are numbered with suggestions only and can be altered at your own discretion and purposes.

NO. 1

F/H Rest the shot bowl

B/H Split 2 bowls

B/H Trail the jack

No. 2

B/H Rest the shot bowl

F/H Split 2 bowls

F/H Trail the jack

No. 3

F/B Wide Drive Target

F/B Split 2 bowls

No. 4

F/B Small drive target

B/F Split 2 bowls

No. 5

F/B Split the head

F/B Draw the head

No. 6

F/B Trail the jack

No. 7

F/B Trail the jack

F/H Rest the shot bowl

No. 8

F/B Draw to the jack

B/H Rest back bowl

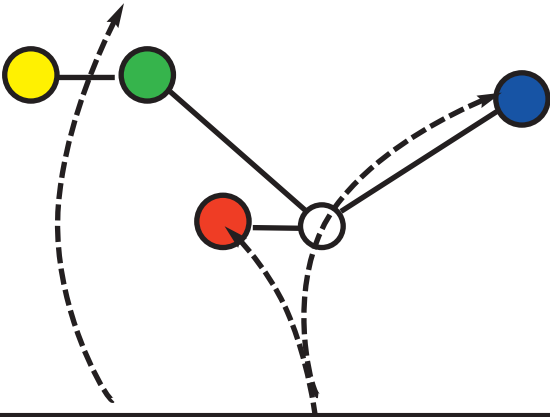
F/H Rest back bowl

B/H Rest front bowl

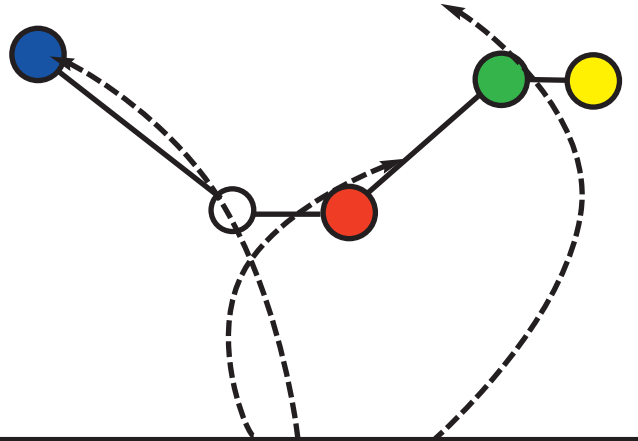
F/H Rest front Bowl

THE HEADER TARGET
Configurations

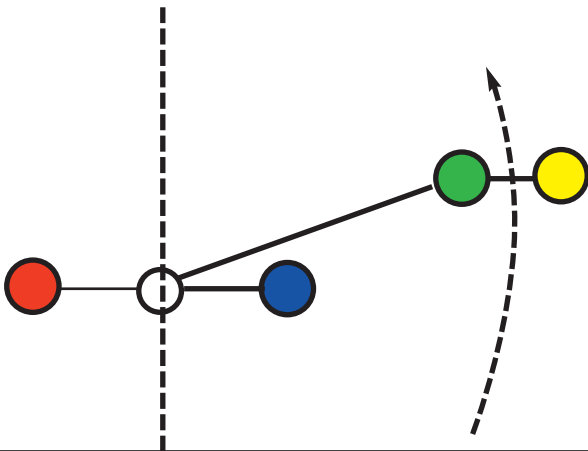
No: 1



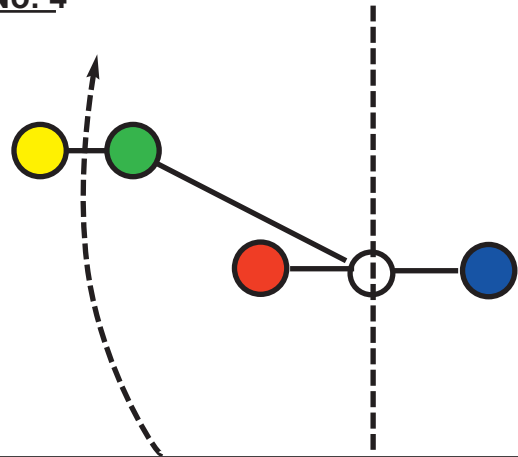
No: 2



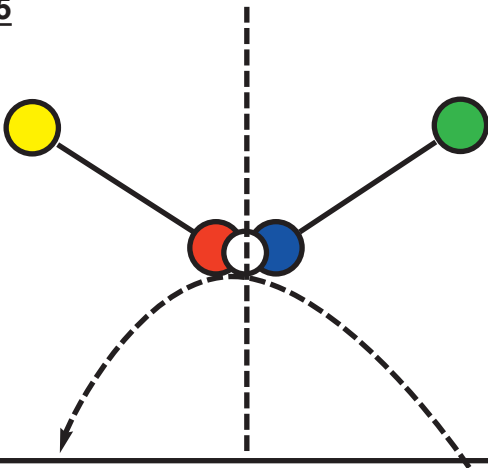
No: 3



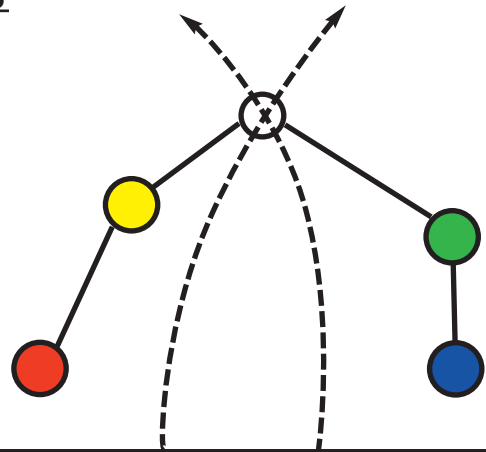
No: 4



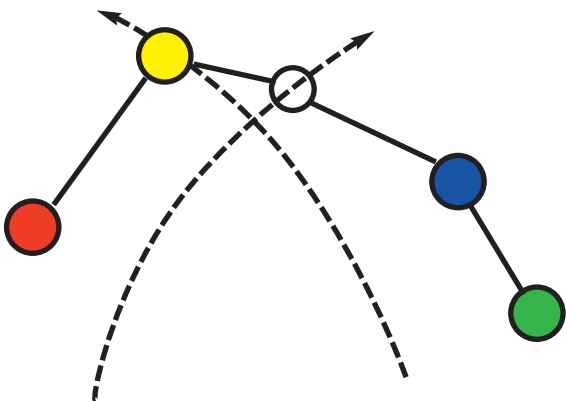
No: 5



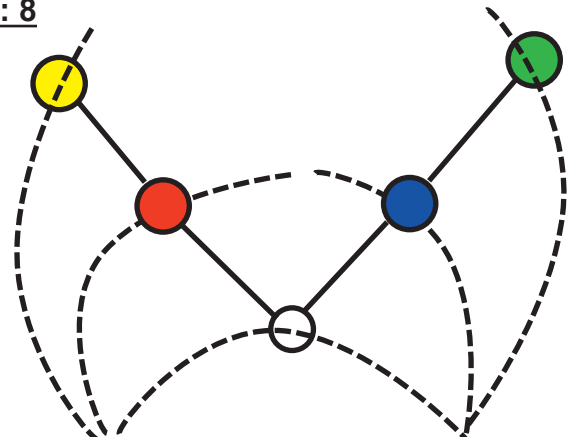
No: 6



No: 7



No: 8



TARGET PATTERNS ARE ALSO ADJUSTABLE TO YOUR DISCRETION
(Backhand & Forehand Optional)